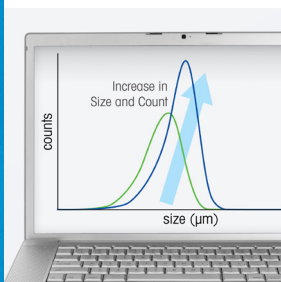


## Complete Particle Process Insight With One Probe



### Measure Size and Count

Image2Chords transforms EasyViewer into a powerful process analytical tool by converting images into valuable data – chord length distributions (CLDs), trends, and statistics. This enables scientists to gain real-time process insights from every experiment with a single in-situ probe.



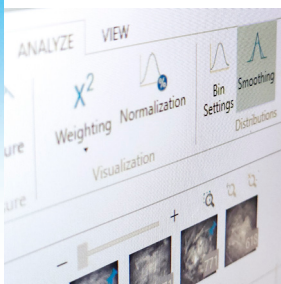
### Design Processes Confidently

Equipped with quantitative particle size, shape, and counts data, scientists instantly understand changing particle populations in real time. This data informs critical process parameters (such as temperature, mixing, and dosing rates) and kinetics, and accelerates process optimization for higher product quality and yield.



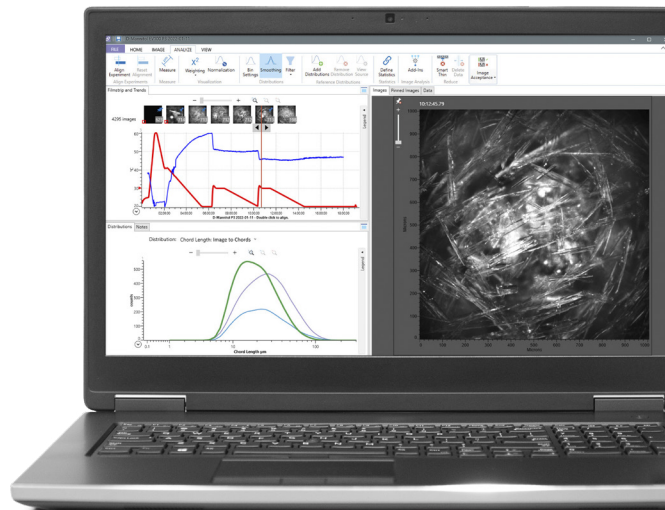
### Breakthrough Usability

Image2Chords makes collection and analysis of process trend data easier than ever. High-resolution images provide visual confirmation of particle mechanisms and measurement quality. Beginners and experts alike can generate powerful process insights, enabling deployment across labs, departments, and sites.



### Powerful Analysis Workflow

iC Vision™ with Image2Chords is a complete analysis toolset at your fingertips: measure particles directly on an image, apply distribution visualization functions, and compare changing particle populations, all with the built-in analysis workflow to provide you with confidence in your answers.



### Image2Chords for iC Vision

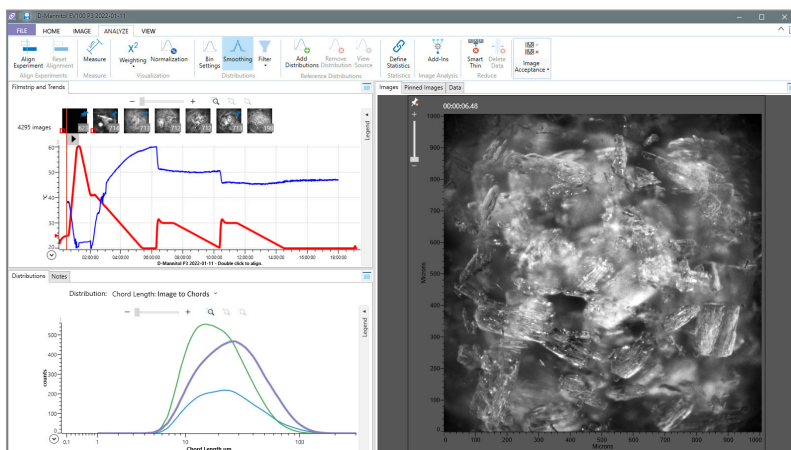
#### Convert Images to High-Quality Data

Image2Chords™ converts high-resolution EasyViewer™ images to high-quality chord length distributions (CLDs), trends and statistics that are used to confidently characterize particle mechanisms including nucleation, growth, dissolution, breakage, and morphology change. Historically, generating this quality and quantity of data was time-consuming and required in-depth knowledge of multiple instruments. Today, EasyViewer with Image2Chords simplifies particle process development by providing an easy-to-use platform for simultaneous imaging and CLD capture in one probe. All users can now collect high-quality data and efficiently transform it into answers to make decisions faster and easier than ever before.

# Complete Particle Process Insight With One Probe

## Image2Chords™ Features

- **Fast setup:** Start an experiment and begin to capture high quality data with only 3 clicks
- **Statistically robust:** Measure tens of thousands of chords per second, ensuring precise results
- **High Sensitivity:** Detect small changes to particle populations even at full process concentrations
- **Guided Analysis Workflow:** Use step-by-step analysis guidance to draw expert-level conclusions with any user experience level
- **Intuitive Data Visualization:** Distribution visualization functions, such as weighting and normalization, enhance sensitivity to specific particle populations
- **Enhanced Reporting:** Easily add annotations such as manual particle measurements and notes
- **Real-Time Data Exchange:** Interoperability with all iC Software allows real-time data exchange between technology platforms, enabling users to easily interpret how process parameters affect particle systems



## Technical Specifications

Image2Chords is a licensed module for iC Vision 8.1 software and requires a computer meeting the technical specifications below.

### Instrument PC Specifications for iC Vision 8.1 and Image2Chords

Operating System	64-bit Microsoft® Windows® 10 and Microsoft® Windows® 11
CPU	Intel Core i7 or Xeon, 6 Core or better
RAM	32 GB or greater
Hard Drive	Solid-State Disk (SSD)
Graphics	Dedicated NVIDIA Quadro P2000 with 4GB RAM or better NVIDIA GPU
Screen Resolution	4K Ultra HD 3840x2160

USB 3.0 ports also required, multiple internal hubs recommended.

## Supported Hardware and Software

Image2Chords requires iC Vision 8.1 Instrument software.

iC Vision 8.1 software with the Image2Chords module supports the acquisition and real-time analysis of image data from all EasyViewer instruments.

Microsoft and Windows are either registered trademarks or trademarks of Microsoft Corporation in the United States and/or other countries.

[www.mt.com/iCVision](http://www.mt.com/iCVision)

For more information

### METTLER TOLEDO Group

Automated Reactors and In-Situ Analysis  
Local contact: [www.mt.com/contacts](http://www.mt.com/contacts)

Subject to technical changes  
© 12/2022 METTLER TOLEDO. All rights reserved